

New document

New document

Editing text

Exporting document

Making corrections

Grammarly checks


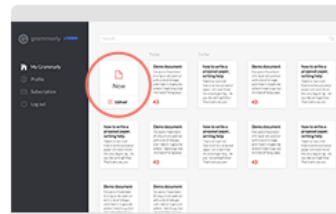
Document desktop and settings

Speciality documents

Documents statistics

Professional proofreading

You can create a new blank document or upload an existing document (.txt, .doc, .docx, .rtf) to edit it with Grammarly.



You can also create a new document from within an existing open document view.

Another option for importing existing text is to create a blank document, then paste in text from your clipboard (CTRL+V on PCs and ⌘+V on Macs).



Editing text

New document

Editing text

Exporting document

Making corrections

Grammarly checks

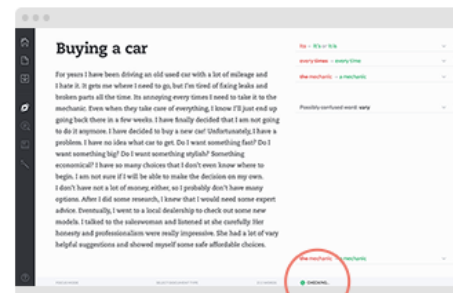
Document desktop and settings

Speciality documents

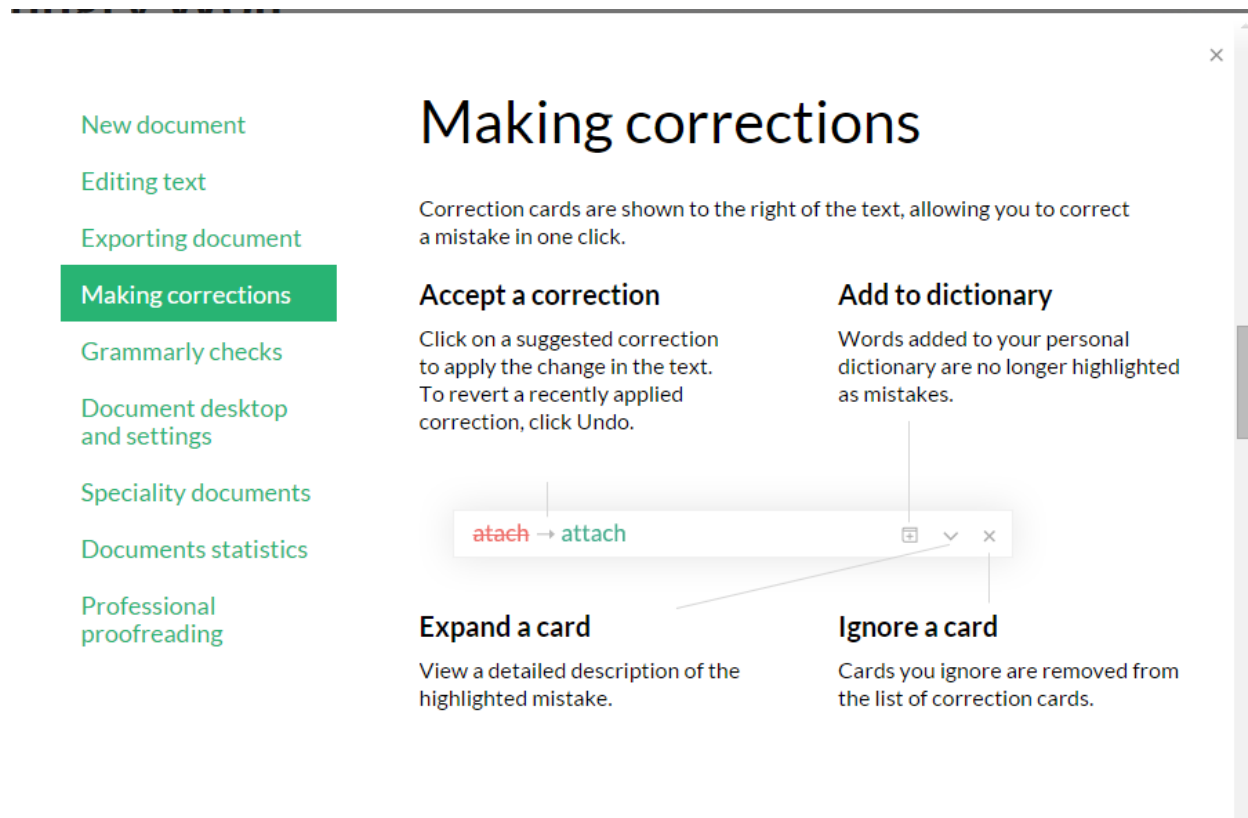
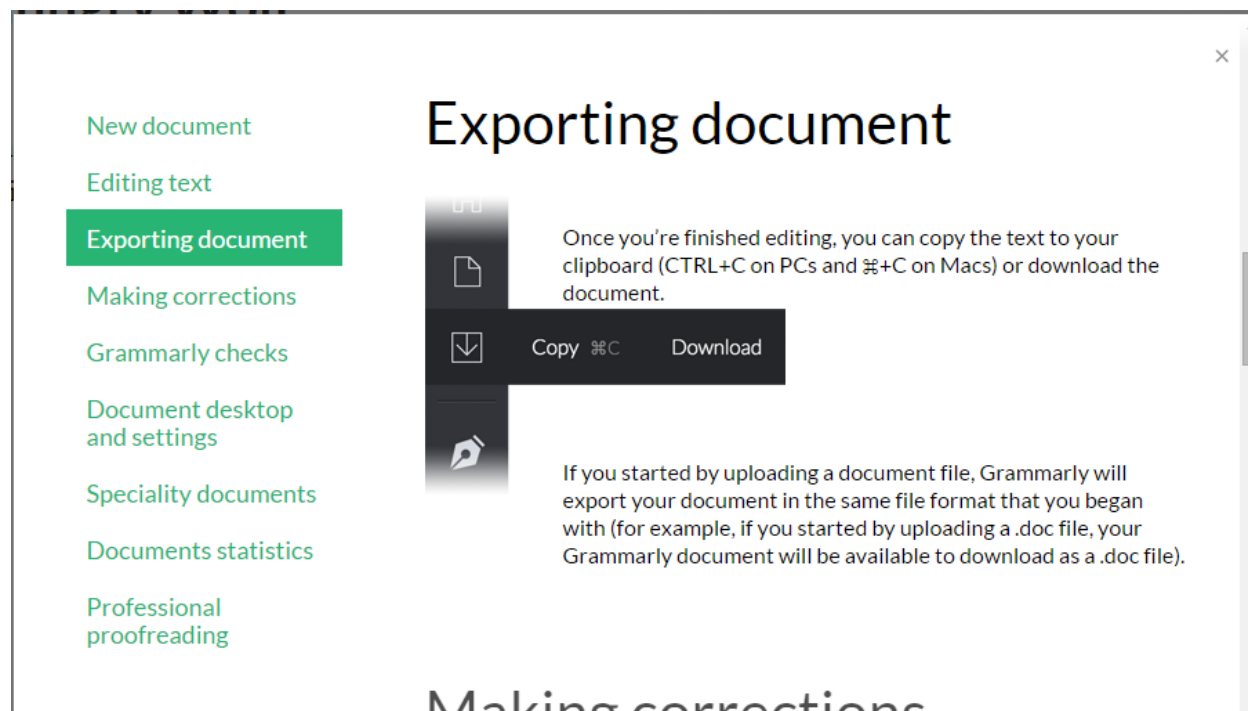
Documents statistics

Professional proofreading

Grammarly automatically checks everything you type, making it easy to spot and fix errors quickly. When your document is being checked, a notification appears in the status bar at the bottom of the page. You can keep typing, and Grammarly will continue checking.



Changes to your document are automatically saved to Grammarly as you type, so you do not have to worry about losing your work.



New document

Editing text

Exporting document

Making corrections

Grammarly checks

Document desktop and settings

Speciality documents

Documents statistics

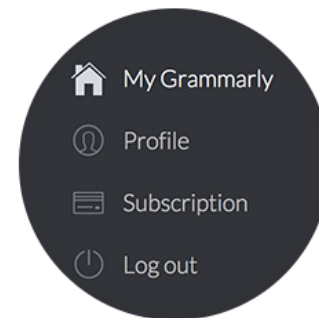
Professional proofreading

Document and desktop settings

The document desktop is where your documents are stored.



You can change your Profile and Subscription settings from the menu in the left-hand panel.



New document

Editing text

Exporting document

Making corrections

Grammarly checks

Document desktop and settings

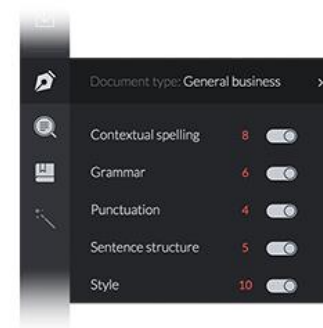
Speciality documents

Documents statistics

Professional proofreading

Grammarly checks

You can easily see which checks Grammarly is running on your document and click to toggle a check on or off.



New document

Editing text

Exporting document

Making corrections

Grammarly checks

Document desktop
and settings

Speciality documents

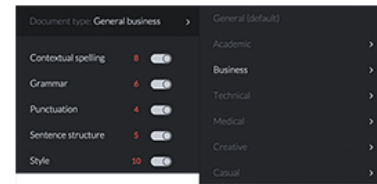
Documents statistics

Professional
proofreading

Specialty documents

Grammarly Premium feature

Choose a type for your document to get the most accurate and relevant corrections for your specific writing situation.



New document

Editing text

Exporting document

Making corrections

Grammarly checks

Document desktop
and settings

Speciality documents

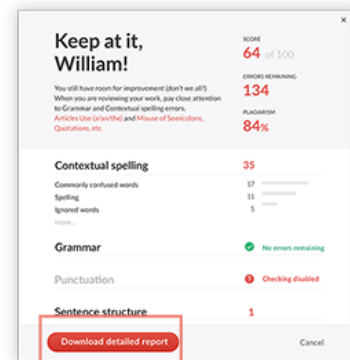
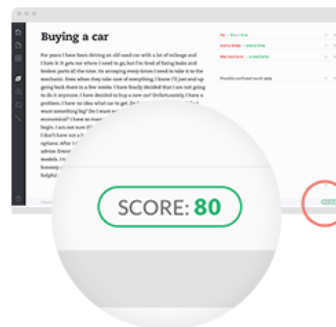
Documents statistics

Professional
proofreading

Document statistics

Grammarly Premium feature

Click the score button in the lower right corner of the screen to view a detailed document statistics dashboard.



You can download all the information shown on the dashboard in one convenient report by clicking the «Download detailed report» button.

New document

Editing text

Exporting document

Making corrections

Grammarly checks

Document desktop
and settings

Speciality documents

Documents statistics

Professional
proofreading

Professional proofreading

Grammarly Premium feature



Click the magic wand icon to send your document to a professional proofreader.



Professional Proofreading

A professional proofreader is ready to check your document right now.

Send to proofreader

Human-powered proofreading is a unique feature of Grammarly that lets you send your document to a professional proofreader in one click. Our software-augmented approach allows multiple proofreaders to work on your document simultaneously, ensuring your document is correct with a lightning-fast turnaround.